


Who Uses the WAO Services:

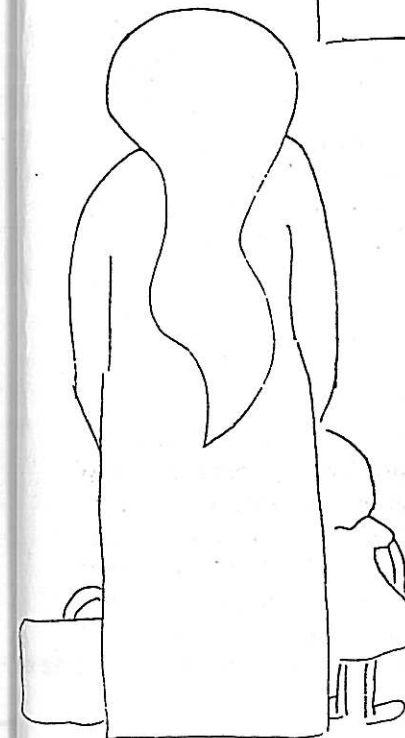


Since 1982 the Centre has offered
refuge and assistance to:

Women assisted 186

Battered women 130

Children 149



Women who came to the Centre:

34% are 20-30 years old

over 80% have been to school

30% are housewives

48% are economically dependent
on their husbands

While at the Centre:

24% took legal action

After W.A.O.:

24% went back to their marital homes

12% set up independent homes

cts & Figures

The telephone service:

Total number of callers 369

Of these:

- 25% wanted shelter
- 45% asked for legal information
- 41% required counselling
- 47% were battered women
- 18% felt their marriage was breaking down




The profile of the violence:

16% have been battered for 10 years or more

Reasons given for the violence:

- | | |
|------------------------|-------|
| Alcoholism | 20.3% |
| Another woman | 18% |
| Financial problems | 9% |
| Psychological problems | 2% |



Statistics are based on information volunteered to us by the women.